


Assessor's Quick Guide



Three Steps to Accelerated Learning for All Students

SAVVAS math Screener & Diagnostic Assessments



Universal
Screener

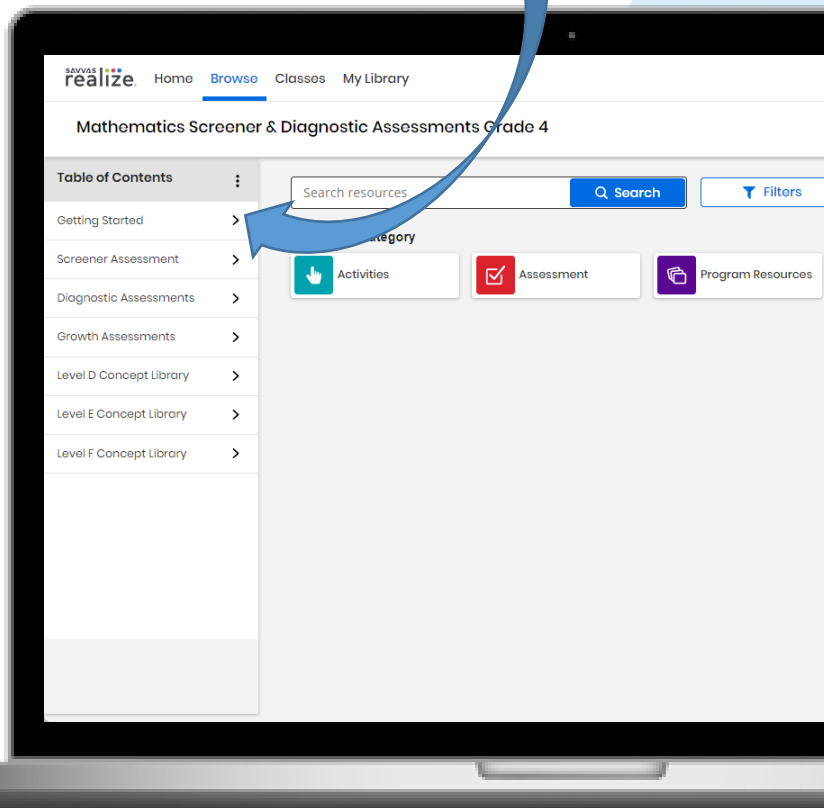
The Universal Screener is a short assessment of prerequisite skills from the students' previous grade level.

Get Ready:

- Reserve 20-30 minutes at the start of the year to administer the Screener.
- Assign the Screener to all of your students in Savvas Realize.
- Reference the Preparation Checklist in your User Guide (available in the Getting Started folder on Savvas Realize).

Available in English
and Spanish

Grade Level	Number of Test Items
K-1	20
2	22
3-5	25
6-8	30



SAVVAS math Screener & Diagnostic Assessments

Based on the results of the Universal Screener, the system will recommend either the on-grade level or the prior-grade level Diagnostic. Find the Screener Results in the [Class Results by Assignment](#) report in the Data tab on Savvas Realize

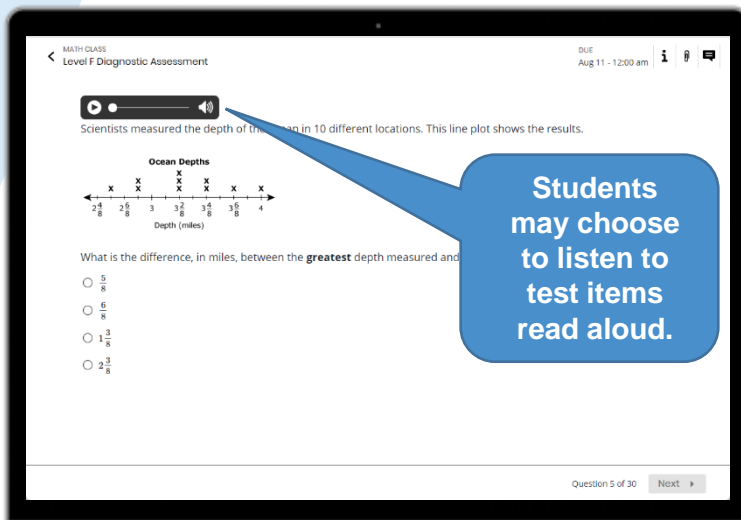


Multistage
Adaptive Diagnostic

You decide which Diagnostic each student will take. Check your User Guide in Savvas Realize for detailed information on how to determine the right level Diagnostic to assign to each student.

Get Ready:

- Reserve 45-60 minutes to administer the Diagnostic Assessment.
- Reference your User Guide.
- Use the results from the Screener to determine which Diagnostic each student will take.
- Assign each student the appropriate Diagnostic in Savvas Realize.



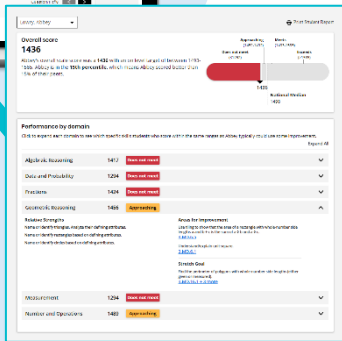
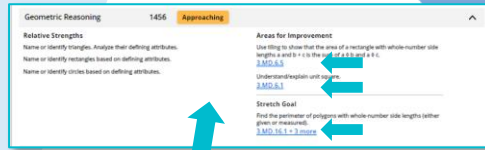
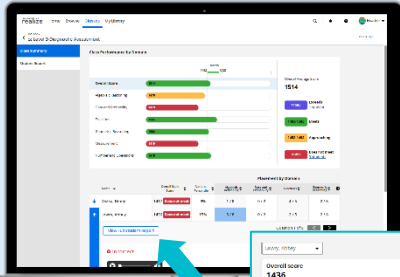
Students may choose to listen to test items read aloud.

During the Diagnostic Assessment, all students complete 30 questions. The first few are common items, and then the assessment will adapt with leveled questions that help the system pinpoint each student's individual strengths and areas for improvement.

Students will experience:

- Multiple Choice
- Drag-and-Drop
- Hot Spot
- Text Entry
- Fill-in-the-blank

SAVVAS math Screener & Diagnostic Assessments




Instructional Recommendations

Use the Class Summary reports to see a detailed view of your class by mathematical Domain. The Student Summary report offers each student's Strengths and Areas for Improvement as well as instructional resources.

These resources are targeted to each student's unique instructional needs. For more information about how to navigate these reports, see the [Class Summary for Diagnostic Assessments](#) and [Student Report for Diagnostic Assessments](#) help documents.

Accelerate Learning:

- ❑ Dedicate planning time and make instructional decisions using the Class Summary and Student Summary reports and recommended resources. (see *Teacher's Guide to Using MSDA Actionable Data* handout)
- ❑ Share the Student Summary report and your next steps with families.
- ❑ Assign students the appropriate recommended resources before starting each Topic. (see *MSDA - Getting Students Topic-Ready Planning Guide*)
- ❑ Make using MSDA reports and resources part of your regular planning and instructional routine to fill gaps and front-load accelerated learning for students before each Topic. (see *MSDA - Year at a Glance Planning Tool*)

